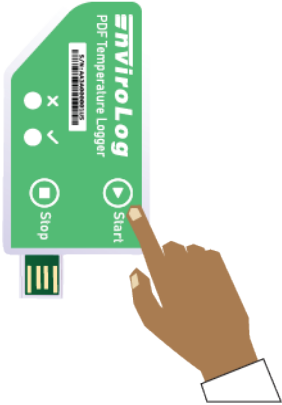



4 step how-to use EV-16:

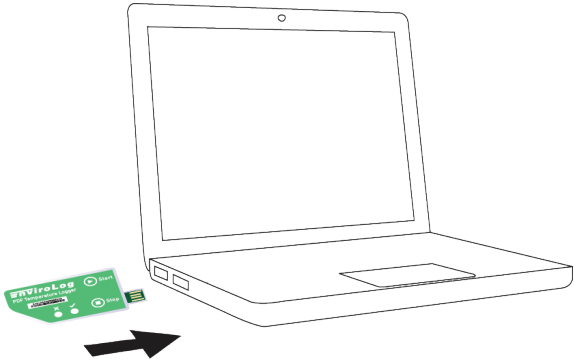
1. Start your EnviroLog.



2. Place your started EnviroLog with the consignment.



3. Connect stopped EnviroLog to the USB port of a PC/laptop.



4. Automatically generated PDF & CSV reports will appear in a new device drive in file explorer.

